

If you have any questions, please contact me at [jamie@teachmommyteach.com](mailto:jamie@teachmommyteach.com)

Thank you for downloading!

You May:

- use these resources in your own home or classroom for non-commercial use.
- print as many copies as you would like.
- share the website link, <https://teachmommyteach.com/>, where this printable can be found, so that others can download the file.

You May NOT:

- sell, give away, or share a printed copy. Each person should download separately and print.
- print out a copy for multiple teachers, as in an entire school, co-op, or other group. Each teacher should download separately and print.
- link directly to the pdf. Instead, link to the page on <https://teachmommyteach.com/> or <https://teacherspayteacher.com/> where you found the download.
- claim this or any part of this printable as your own.
- alter this printable and claim it as your own.
- host any of the files on your personal or other websites that can be shared with others.
- Upload this resource to any file sharing sites

Credits!! Thank you Speaking of Images and Open Clipart!



<https://www.teacherspayteachers.com/Store/Speaking-Of-Images>



<https://openclipart.org/>

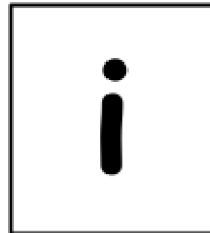

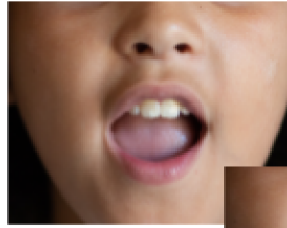
# Set 2 Book 12: 0 to 10

## Pre-Reading Worksheets

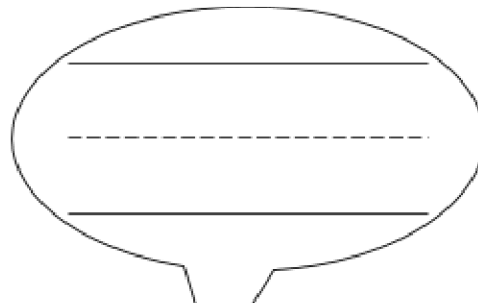
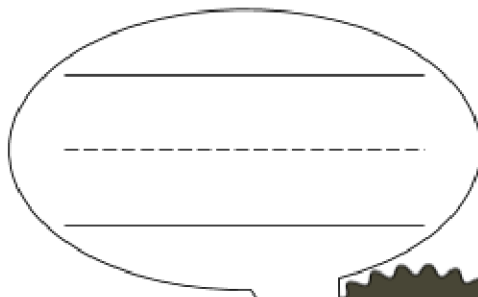
Your child will practice *CVC* words, a compound word, and the word *zero*. Your child will review several high-frequency words including the word *hi*.

Name: \_\_\_\_\_

The word **hi** can be a difficult word to sound out because the **i** represents a **long i sound**. Practice reading the word **hi**. Use the pictures of the mouths as a reference.



Write the word **hi** in the speech bubbles.



Thank you [openclipart.org](https://openclipart.org) for the wonderful clipart!

Name: \_\_\_\_\_

**To** and **too** are both pronounced the same way but they have different meanings. **To** often refers to moving in the direction of. **Too** means another or to an excess. Read the following sentences with the words **to** and **too**.

**Hen can go to the pen. Pig can go too.**

**Pop and Mom went to bed. The kids need to go to bed too.**

**Dad runs too fast. The dog can not run as fast as Dad.**

Write the correct **to** or **too** in the blanks.

\_\_\_\_\_

-----

The kid ran \_\_\_\_\_ Mom.


\_\_\_\_\_

-----

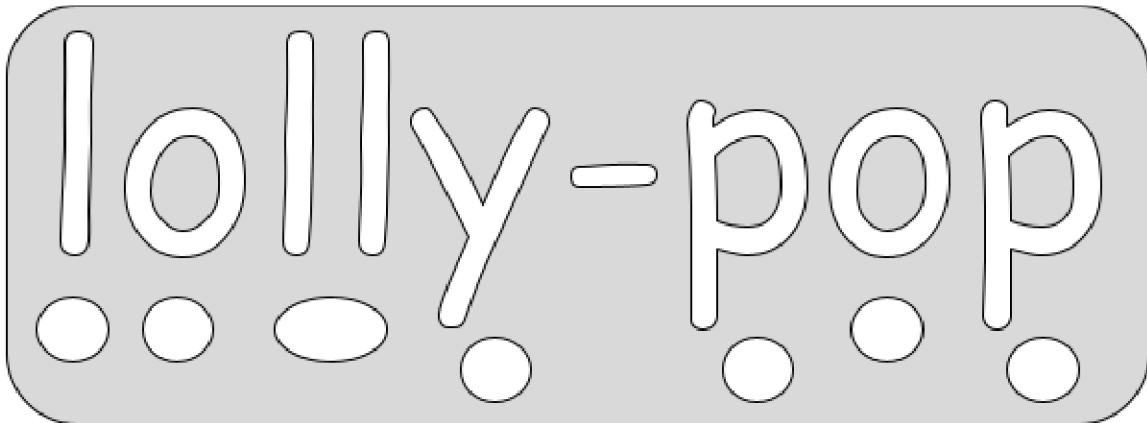
He ran \_\_\_\_\_ fast and fell down.

Name: \_\_\_\_\_

**Y** at the end of many words represents a **long e sound**. Using the pictures of the faces as a reference, sound out the following word.



Sound out the hyphenated compound word below.



Thank you [openclipart.org](https://openclipart.org) for the clipart!!

Name: \_\_\_\_\_

The word **zero** can be a difficult word to sound out because the **e** and the **o** both say their names. They both represent the **long vowel sound**. Sound out the word **zero** using the pictures of the mouths as a reference.



Match the number words to the number symbols.

0

ten

6

seven

7

six

10

zero

# Set 2 Book 12: 0 to 10

## Extra Practice Post-Reading Worksheets

Name: \_\_\_\_\_

Read the following sentences. Then draw a picture to illustrate them.


Ron had zero lolly-pops. Ron was sad.




Ron's pal went to visit. "Hi!"



Ron's pal had ten lolly-pops in a bag.



Ron's pal licks a lolly-pop, and Ron licks one too! Ron and Ron's pal are glad!








# Set 2 Book 12: 0 to 10 **Answers** Pre-Reading Worksheets

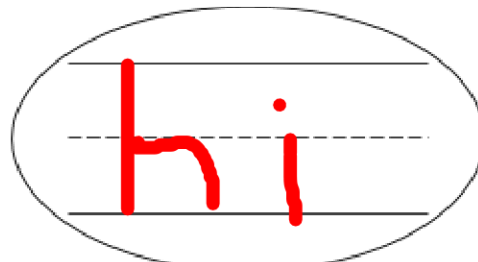
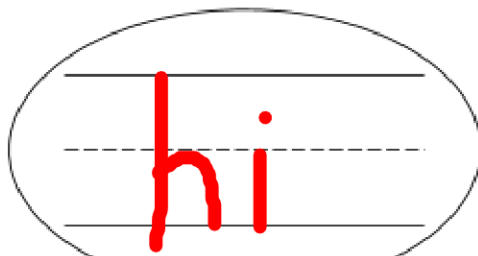
Your child will practice *CVC* words, a compound word, and the word *zero*. Your child will review several high-frequency words including the word *hi*.

Name: Answers

The word **hi** can be a difficult word to sound out because the **i** represents a **long i sound**. Practice reading the word **hi**. Use the pictures of the mouths as a reference.



Write the word **hi** in the speech bubbles.



Thank you [openclipart.org](http://openclipart.org) for the wonderful clipart!

# Answers

Set 2 Book 12: 0 to 10

Name: \_\_\_\_\_

To and too are both pronounced the same way but they have different meanings. To often refers to moving in the direction of. Too means another or to an excess. Read the following sentences with the words to and too.

Hen can go to the pen. Pig can go too.

Pop and Mom went to bed. The kids need to go to bed too.

Dad runs too fast. The dog can not run as fast as Dad.


Write the correct to or too in the blanks.

The kid ran to Mom.

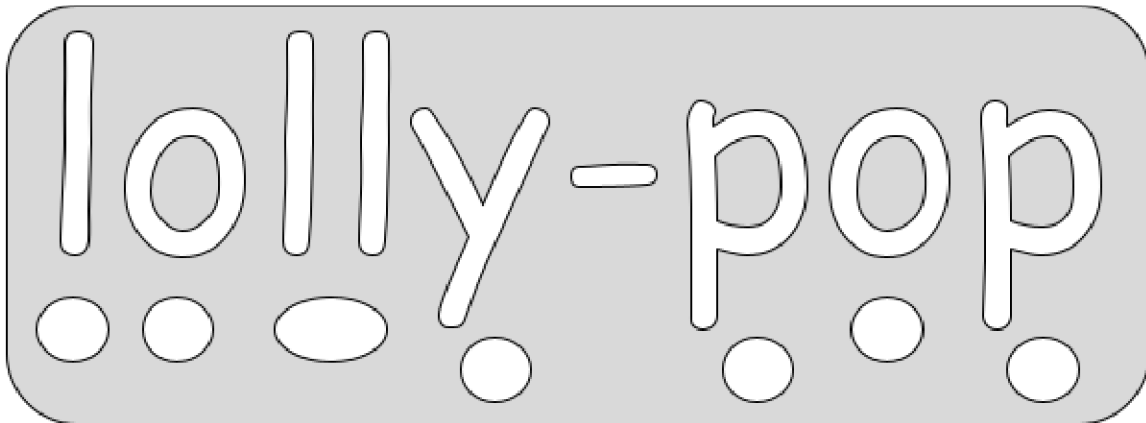
He ran too fast and fell down.

Name: Answers

Y at the end of many words represents a **long e sound**. Using the pictures of the faces as a reference, sound out the following word.



Sound out the hyphenated compound word below.



Thank you [openclipart.org](https://openclipart.org) for the clipart!!

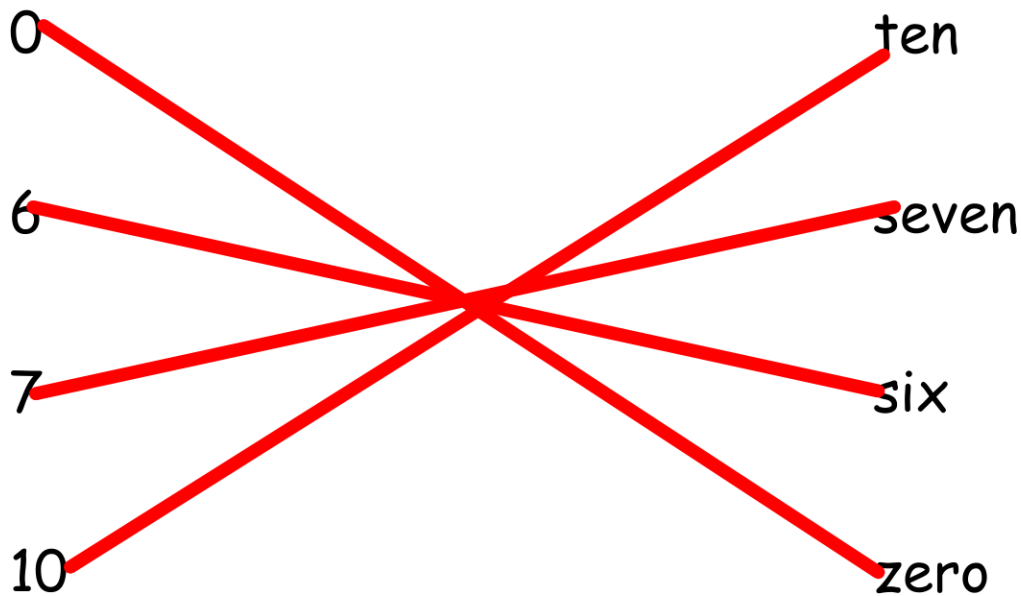
# Answers

Name: \_\_\_\_\_

The word **zero** can be a difficult word to sound out because the **e** and the **o** both say their names. They both represent the **long vowel sound**. Sound out the word **zero** using the pictures of the mouths as a reference.



Match the number words to the number symbols.




Set 2 Book 12:  
0 to 10  
**Answers**  
Extra Practice  
Post-Reading Worksheets

# Answers


Name: \_\_\_\_\_

Read the following sentences. Then draw a picture to illustrate them.

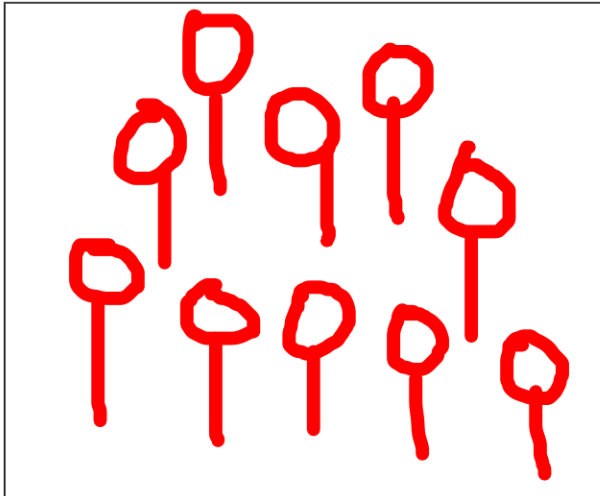
Ron had zero lolly-pops. Ron was sad.



Ron's pal went to visit. "Hi!"



Ron's pal had ten lolly-pops in a bag.



Ron's pal licks a lolly-pop, and Ron licks one too! Ron and Ron's pal are glad!

